

ALL-ROAD EXPANSION JOINTS—AGWJ



Agom AGWJ expansion joints are designed to handle displacements of up to 70 mm between the bridge decks they are fastened to. Entirely waterproof, they are secured to the structure with suitable anchor bolts. The deformable rubber elements are vulcanised bonded with tough steel reinforcements (standard EN 10025). AGWJ joints also allow displacement and rotation of the structure's parts relative to each other in any direction.

Advantages of AGWJ expansion joints

Corrosion Resistance

The steel structure is completely covered in rubber so protecting it from corrosion.

Low Noise

Thanks to the special design of the rubber cover, the joint produces little noise as vehicles pass over it.

Ease of Assembly

AGWJ joints are extremely easy to fit; the two metre

length of each element makes for easier installation compared to other shorter expansion joints. The joint's elements are connected together with a male-female coupling and secured to the structure with suitable anchor bolts.



Waterproof

AGWJ joints are entirely waterproof. An additional waterproof strip fixed under the mats collect any exhaust water preventing any leakage. Furthermore, two draining pipes, at both sides of the mat capture water coming from sidewalls.



Long Service Life

The tough steel reinforcement and special anti-abrasive rubber used to manufacture Agom joints has been designed to withstand the impact of heavy traffic, the action of oil, grease and petrol, and the effects of ageing due to constant exposure to sunlight and temperature changes.



Comprehensive Labelling

All elastomeric bearings are provided with a non-fading



mark directly moulded on the rubber outlining

- the properties of the joint.
- international standard.
- order number.
- date of manufacturing

Kerb units

Special Kerb Units totally hot vulcanised in the factory, can be provided in order to joint the bridge decks along the sidewalls

Interchangeable

The AGWJ is a particularly suitable choice for replacing existing joints

Guarantee

Agom expansion joint AGWJ are warranted against any defects due to the manufacturing process and raw materials.

The warranty cover the products supplied by Agom and expires if the products are incorrectly store, handle, installed and maintain.

For the correct installation, please refer to the Agom Expansion Joints installation instructions.

Quality

Agom expansion joints are designed and manufactured in accordance with the requirements of the new European standard. Agom can also supply expansion joints complying with other standards. Every single component is molded and assembled by fully qualified and trained workers at the Agom factory with regular external inspections according to EN 1337 and under strict ISO 9001:2000 quality control standards.

Materials

All the expansion joints are manufactured using only high-quality materials:

Elastomer material

The elastomer used in the moulding process can be polychloroprene (neoprene), natural rubber or SBR rubber depending on the specifications requested. Agom can manufacture also expansion joints with dielectric rubber

Ferrous material :

The internal vulcanised rolled steel reinforcements are

Characteristics	Test method	Requirements
Tensile strength (MPa)	ISO 37 type 2	≥ 15,5
Elongation at break (%)	ISO 37 type 2	≥ 450
Compression Set 22 h; 70 °C	ISO 815	≤ 30
Hardness (IRHD)	ISO 48	60 ± 5

in accordance with EN 10025 standard

Installation instructions

We recommended the following installation for our expansion joints:

- Cutting of paving, demolition and cleaning of the slab.
- Installation of drainage pipe and casting of levelling epoxy resin.
- After a thorough finishing, where required laying of waterproof membrane.
- Laying of the expansion joints.

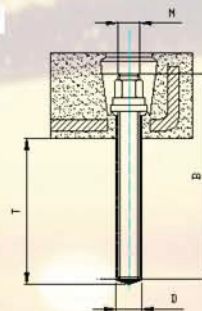
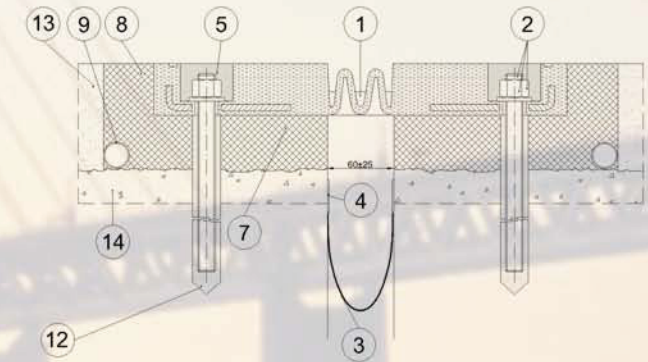
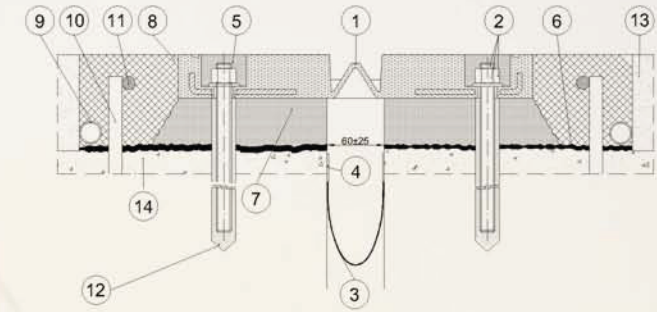
- Drilling and installation of chemical anchor bolts.
- Locking with dynamometric key, transition strips pouring and finishing.

Dimensions

Model	Movement: [mm]	Dimensiones: Axial [mm]	Pitch: [mm]	Weight: [kg/m]
AGWJ 50	± 25	282 X 35 X 2000	313	15
AGWJ 70	± 35	282 X 35 X 2000	313	16

Anchors: technical data sheet

Model	ANCHOR M x B	HOLE ID Ø	DEPTH T
AGWJ 50	M12 x 200	14	180
AGWJ 70	M14 x 200	14	180



*On Request The Joint Could Be Produced According To Different Standard And Different Compound

POS	DESCRIPTION	NOTE	STANDARD	MATERIAL
14	Concrete	-	-	-
13	Asphalt	-	-	-
12	Anchor Bar Grouting	-	-	K KB ER
11	Continuous Reinforcement	not installed by AGOM	-	S235JR
10	Vertical Reinforcement(ø10/1000 mm)	not installed by AGOM	-	S235JR
9	Drain Pipe	-	-	PVC ø16 øe22 mm
8	Transition Strip	-	-	K KB A
7	Bedding Mortar	-	-	K KB C
6	Two-Component Epoxide Primer	-	-	K KB ER
5	Bolt Hole Sealer	-	-	K KB SPC
4	Thixotropic Epoxide Bonding System	-	-	K KB EA
3	Waterproof Strip	-	-	D T 170
2	Anchor Bars + Washers + Nuts	-	EN 20898	CL 8.8 Zinc Plated Steel
1	Expansion Joint	-	CNR 10018*	Rubber 60 SHA + Steel

